

STEP - 1

Click on the link: https://iums.kuk.ac.in/anon_applRegistrationPage.htm#!

Select any one from following

- i. Haryana state
- ii. Other State

KURUKSHETRA UNIVERSITY, KURUKSHETRA
कुरुक्षेत्र विश्वविद्यालय, कुरुक्षेत्र
("A+" Grade, NAAC Accredited, Category-I University)

☒ Haryana State ☐ Other State

STEP-1 (Select any one)

Already Registered Applicant

Enter username

Enter password

[Forgot password?](#)

Login

Powered by JUNO

STEP – 2

Select any one from the following

- i. Enter PPP
- ii. I forget my PPP ID
- iii. I don't have PPP ID

KURUKSHETRA UNIVERSITY, KURUKSHETRA
कुरुक्षेत्र विश्वविद्यालय, कुरुक्षेत्र
("A+" Grade, NAAC Accredited, Category-I University)

☒ Haryana State ☐ Other State

☒ Enter PPP ID ☐ I forget my PPP ID ☐ I don't have PPP ID

STEP-2 Select any one

Already Registered Applicant

Enter username

Enter password

[Forgot password?](#)

Login

IN CASE OF PPPSELECTION

- (i) Enter PPP ID and Click on Verify button


KURUKSHETRA UNIVERSITY, KURUKSHETRA
कुरुक्षेत्र विश्वविद्यालय, कुरुक्षेत्र
("A+" Grade, NAAC Accredited, Category-I University)

☒ Haryana State ☐ Other State

☒ Enter PPP ID ☐ I forgot my PPP ID ☐ I don't have PPP ID


STEP-3-Enter PPP No.

Please enter PPP number...

Already Registered Applicant

[Forgot password?](#)

- (ii) Then Enter OTP and Click on Verify button


KURUKSHETRA UNIVERSITY, KURUKSHETRA
कुरुक्षेत्र विश्वविद्यालय, कुरुक्षेत्र
("A+" Grade, NAAC Accredited, Category-I University)

Applicant Registration is Closed.

☒ Haryana State ☐ Other State

☒ Enter PPP ID ☐ I forgot my PPP ID ☐ I don't have PPP ID

OTP Sent to your registered mobile No. ****8007. It is Valid for 10 min

Click on Verify button

Already Registered Applicant

[Forgot password?](#)

- (iii) Choose family member who is applying for admission
- (iv) Enter email I'd and click on send OTP button
- (v) Enter the OTP (s) and Captcha and then click on "Register"

(iii) Select candidate


(iv) Enter email

(v) enter captcha

Click on register 

IN CASE OF FORGET PPPI'D

- (i) Enter Aadhar Number and click on verify button



KURUKSHETRA UNIVERSITY, KURUKSHETRA
कुरुक्षेत्र विश्वविद्यालय, कुरुक्षेत्र
("A+" Grade, NAAC Accredited, Category-I University)

Applicant Registration is Closed.

☒ Haryana State ☐ Other State


☐ Enter PPP ID ☒ I forgot my PPP ID ☐ I don't have PPP ID

(i) Enter Aadhar Number

Already Registered Applicant

[Forgot password?](#)

- (ii) Then Enter OTP and Click on Verify button




KURUKSHETRA UNIVERSITY, KURUKSHETRA
कुरुक्षेत्र विश्वविद्यालय, कुरुक्षेत्र
("A+" Grade, NAAC Accredited, Category-I University)

Applicant Registration is Closed.

☒ Haryana State ☐ Other State

☐ Enter PPP ID ☒ I forgot my PPP ID ☐ I don't have PPP ID

OTP Sent to your registered mobile No. *****8007. It is Valid for 10 min

Click on Verify Button 

Already Registered Applicant

[Forgot password?](#)

- (iii) After Verification enter Enter email I'd and click on send OTP button
- (iv) Enter the OTP (s) and Captcha and then click on "Register"

☒ Haryana State ☐ Other State

☐ Enter PPP ID ☒ I forgot my PPP ID ☐ I don't have PPP ID


OTP Sent to your registered mobile No. *****8007. It is Valid for 10 min

☒ Verified

(iii) enter email


Enter OTP

kbX5wM  **Enter captcha**

(iv) Click on Register 

IN CASE DON'T HAVE PPP I'D BUT HAVE AADHAR

- (i) Click on yes (Do you have Aadhar)
- (ii) Enter Aadhar Number and click on verify button


KURUKSHETRA UNIVERSITY, KURUKSHETRA
कुरुक्षेत्र विश्वविद्यालय, कुरुक्षेत्र
(**"A+" Grade, NAAC Accredited, Category-I University**)

Applicant Registration is Closed.

☒ Haryana State ☐ Other State

☐ Enter PPP ID ☐ I forgot my PPP ID ☒ I don't have PPP ID

Do you have Aadhar ? ☒ Yes ☐ No **Click on Yes**

Enter the Aadhar Number


Reverify

Already Registered Applicant

[Forgot password?](#)

Login

- (iii) Enter the OTP and click on Verify OTP Button


KURUKSHETRA UNIVERSITY, KURUKSHETRA
कुरुक्षेत्र विश्वविद्यालय, कुरुक्षेत्र
(**"A+" Grade, NAAC Accredited, Category-I University**)

Applicant Registration is Closed.

☒ Haryana State ☐ Other State

☐ Enter PPP ID ☐ I forgot my PPP ID ☒ I don't have PPP ID

Do you have Aadhar ? ☒ Yes ☐ No

892847472895

Reverify

Enter OTP

OTP Sent to your registered mobile No, *****8007, It is Valid for 10 min

Verify OTP

Click on Verify OTP button

Already Registered Applicant

[Forgot password?](#)

Login

- (iv) Enter your name, your valid email id, mobile number. Click on send OTP button for both email and mobile number to verify the same.
- (v) Enter both the OTP (s) and Captcha and then click on “Register”.
(After registration the password will be available in your email and you can change the same after login)

KURUKSHETRA UNIVERSITY, KURUKSHETRA
कुरुक्षेत्र विश्वविद्यालय, कुरुक्षेत्र
(“A+” Grade, NAAC Accredited, Category-I University)


Applicant Registration is Closed.

☒ Haryana State ☐ Other State

☐ Enter PPP ID ☐ I forget my PPP ID ☒ I don't have PPP ID

Do you have Aadhar ? ☒ Yes ☐ No

Verify OTP


Please enter this

Register

Already Registered Applicant

[Forgot password?](#)

FOR OTHER STATE

- (i) Select Other State and enter Aadhar Number (if you have aadhar number) and follow the same step as mentioned above in “don’t have PPP I’d”

KURUKSHETRA UNIVERSITY, KURUKSHETRA
कुरुक्षेत्र विश्वविद्यालय, कुरुक्षेत्र
(“A+” Grade, NAAC Accredited, Category-I University)

Applicant Registration is Closed.

☐ Haryana State ☒ Other State

Do you have Aadhar ? ☐ Yes ☐ No

Already Registered Applicant



[Forgot password?](#)

- (ii) If You have not Aadhar Number then select No and follow the registration process by entering your details in the registration form and complete the registration.

Note: The username will be your email I’d and the password will be sent on your registered email I’d and it can be changed later

After “Registration” you will redirect on “Application Form” page.

To continue Click on “Upload Photo and Signature”

[Logout](#)

Welcome to Kurukshetra University, Kurukshetra.

DS

You are logged in as

████████████████████

Upload Profile And Signature Image

click on it

- By submitting this application form, you confirm that you are requesting admission to a UCW educational program ("Program") and are providing the above information about you (your "personal data") for these purposes. UCW requires this information for legitimate business purposes, and, at your request, in order to make decisions about your admission to the Program.
- Your personal data will be collected, used and disclosed only for these purposes and, in the event you are admitted to the Program, to manage your enrollment and attendance at UCW, including registration, maintenance of your student records, the provision of related services to you; and for other purposes related to your participation in the Program and our evaluation and improvement of the Program.
- Failure to provide complete or accurate information may result in UCW's inability to process your application.

Upload Photo and Signature the Click on Close button

Upload Profile And Signature Image

Executive Committee of
Assessment and Accreditation
Team is pleased to declare
Kurukshetra University,
Kurukshetra, Haryana as

Updated successfully!

Upload Profile Image

First Name

██████████

Middle Name

Enter Middle Name

Last Name

██████████

Executive Committee of
Assessment and Accreditation
Team is pleased to declare
Kurukshetra University,
Kurukshetra, Haryana as

Updated successfully!

Upload Signature

Close

Now click on “Continue Application Button” of the box of UTD (UG programmes)/UTD (PG Programmes)/UIET/IIHS in which you wants to apply.

The screenshot shows a user interface for an application form. At the top left, there is a user profile section with a circular icon containing 'SA', the text 'You are logged in as System Applicant', and an email address 'system.applicant@juno.org.in'. Below this is a link to 'Upload Profile Image'. To the right, there are three bullet points regarding the application process. Below the profile section is a pink box with an 'Important Note' stating that the user is an experimental applicant for testing purposes. The main section is titled 'MY APPLICATIONS (6)' and contains a grid of application cards. The first card is for 'UTD- Application Form (UG Programs)' with a progress bar at 33% and a 'Continue Application' button. The second card is for 'UTD - Application Form (2022 - 2023)' with a progress bar at 50% and a 'Continue Application' button. The third card is for 'IIHS Application Form Bachelor of Arts (2022 - 2023)' and the fourth is for 'Testing Purpose 1'.

SA
You are logged in as
System Applicant
system.applicant@juno.org.in
Upload Profile Image

- By submitting this application form, you confirm that you are requesting admission to Ph.D. program and are providing the above information about you (your "personal data") for the purpose. KUK requires this information for legitimate academic purpose, and, in order to make decisions about your admission to the Program.
- Your personal data will be collected, used and disclosed only for these purposes and, in the event, you are admitted to the Program, to manage your enrollment and attendance at KUK, including registration, maintenance of your student records, the provision of related services to you; and for other purposes related to your participation in the Program and our evaluation and improvement of the Program.
- Failure to provide complete or accurate information may result in KUK's inability to process your application.

Important Note :
This experimental applicant user is provided for testing purpose only. This forms will not reflect to admin side reports for further processes.

MY APPLICATIONS (6)

UTD- Application Form (UG Programs)
33 %Completed
• B.A.(Mass Communication)
Continue Application

UTD - Application Form (2022 - 2023)
50 %Completed
Important Note :
Form is not active. Only visible for testing!
• B.Lib & Inf. Sc.
Continue Application

IIHS Application Form Bachelor of Arts (2022 - 2023)
Testing Purpose 1

After that you will redirect to page of “Program Selection”, “Personal Details”, “Category Selection”, “Education History”, “Upload Documents” etc.

1. Guidelines

In the Guideline Tab, read all the guidelines carefully.

The screenshot shows the 'Guidelines' section of the application form. On the left is a sidebar with a progress bar at 78% completed and a list of tabs: Guidelines, Program Selection, Personal Details, Category Selection, Education History, Upload Documents, Declarations, Review & Submit, and Make Payment. The main content area is titled 'Guidelines' and 'Guidelines for Application Form'. It contains three bullet points about reading the guidelines and downloading the Handbook of Information - HBI-22. Below this are sections for 'Programme Selection' and 'Personal Information', each with numbered instructions. At the bottom, there is a section titled 'Applicant has to provide details of categories as per follows' with a bullet point about selecting the Haryana SC and Haryana D-SC category.

UTD- Application Form (UG Programs) Home Logout

Guidelines
Guidelines for Application Form

- Applicant has to read all the guidelines carefully and after reading the same, applicant must need to download the Handbook of Information- HBI-22 and should read it carefully before filling the form. Admission processes are strictly adhered to the Handbook of Information -HBI-22.
- At the bottom of the guideline's applicant has to click on 'Save & Next' button for Programme Selection tab.

Programme Selection

1. Applicant can select one or multiple programme in UTD

Personal Information

1. Applicant has to fill all the personal details according to the specifications mentioned on personal information section (information fetched from PPP will not be editable).
2. Applicant has to fill residence address details and select same as above button if the permanent address is same as residence.
3. Applicant has to fill weightage details as per Chapter-5 of HBI-2022

Applicant has to provide details of categories as per follows

- If applicant selects the Haryana SC and Haryana D-SC category (Certificate should be from competent authority of Haryana) then

After the reading the guidelines, at the bottom of the guideline's applicant has to tick "I have read, understood and agree to all the above statements" and then click on 'Next' button for 'Programme Selection' tab.

- Your application shall be considered for admission by the university admission authorities only after you completed the online payment.
- After Successful payment, a payment receipt shall be generated which may be downloaded or printed.

Note: In a case of failure or pending for transaction through online mode of payment, applicant can wait for 45 min for the status update. Applicant can try again for payment if in a case after 45 min payment status is failure. In case of failed transactions the money debited from the account will be returned using the original method of payment – for example, if a fee/fine/charges has been made by net banking, UPI, the refund will be credited by the bank to the same account, and this goes for all Pay Modes from which the customer will make the Payment

- If successful payment is not showing due to any reason like error in Internet connectivity or any other reason, please confirm with your bank whether the amount has been deducted from your account. **Do not pay again immediately if there is any doubt and check your bank account first, otherwise double payment may be made.**

Other Programme Application

- If applicant wants to apply for another programme after payment of first programme then in that case applicant has to use same login credentials and choose the desired program which applicant wish to apply from the same program selection tab.
- Once applicant login with existing user id and password which is received on registered mail id or mobile no. After Login kindly click on programme tab for further selection of other programmes and save the selection and proceed for the payment.
- Rest of the processes will be same as mentioned in above steps

Cancellation Policy

Refund/Cancellation won't be entertained once Customer makes the payment.


☒ I have read, understood and agree to all the above statements. *

Selected!

Next

Programme Selection

Now, select the programme by ticking on the checkbox available in front of programme (applicant can select one or multiple programme) and then click on 'Next' button for 'Person Detail' tab.



78% completed

- Guidelines
- Program Selection**
- Personal Details
- Category Selection
- Education History
- Upload Documents
- Declarations
- Review & Submit
- Make Payment

UTD- Application Form (UG Programs)

Home Logout

Program Selection

Under Graduation

☒ B.A.(Mass Communication)

Selected!

☐ Bachelor of Fine Arts

☐ B.Sc.(Graphics & Animation)

☐ B.Sc.(MultiMedia)

☐ B.Sc.(Printing & Packaging Tech)

☐ BBA(Hons)

☐ BHM & CT

☐ B.A.LLB.(Hons.) Five year Integrated Programme

☐ MBA(Five Year Integrated Practice Oriented Programme)

☐ M.Tech.(Applied Geology) Five Year

☐ (MPA)(Hons.) Five year Integrated Programme

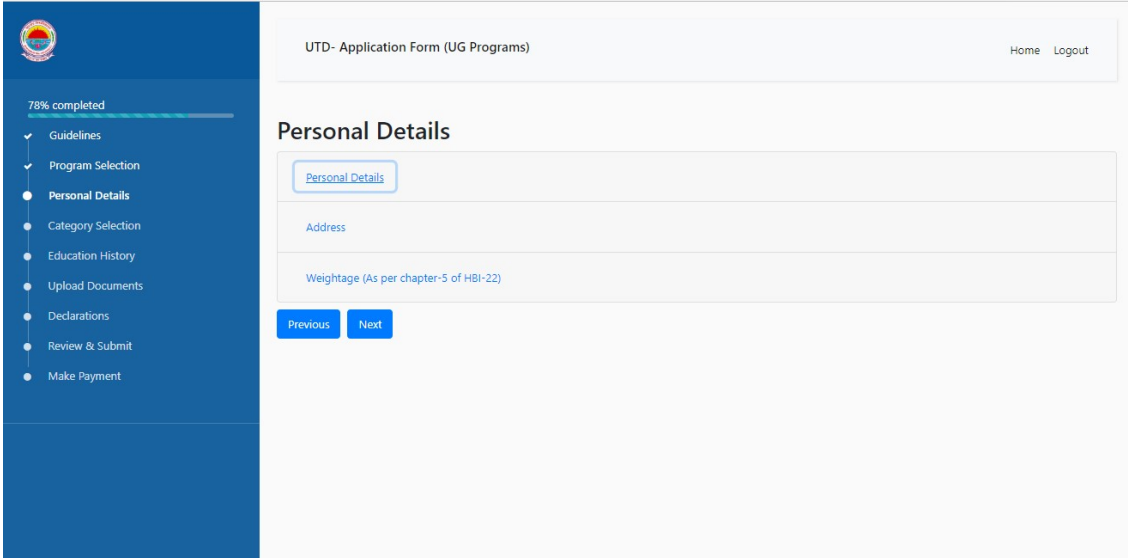
Previous

Next

Personal Details

Now enter Personal Details such as “Father Name”, “Mother Name”, “Date of Birth”, “Gender”, “Annual Income”, “Nationality”, “Supernumerary Information”, “Address”, “Weightage Detail” etc. and then click on ‘Next’ Button

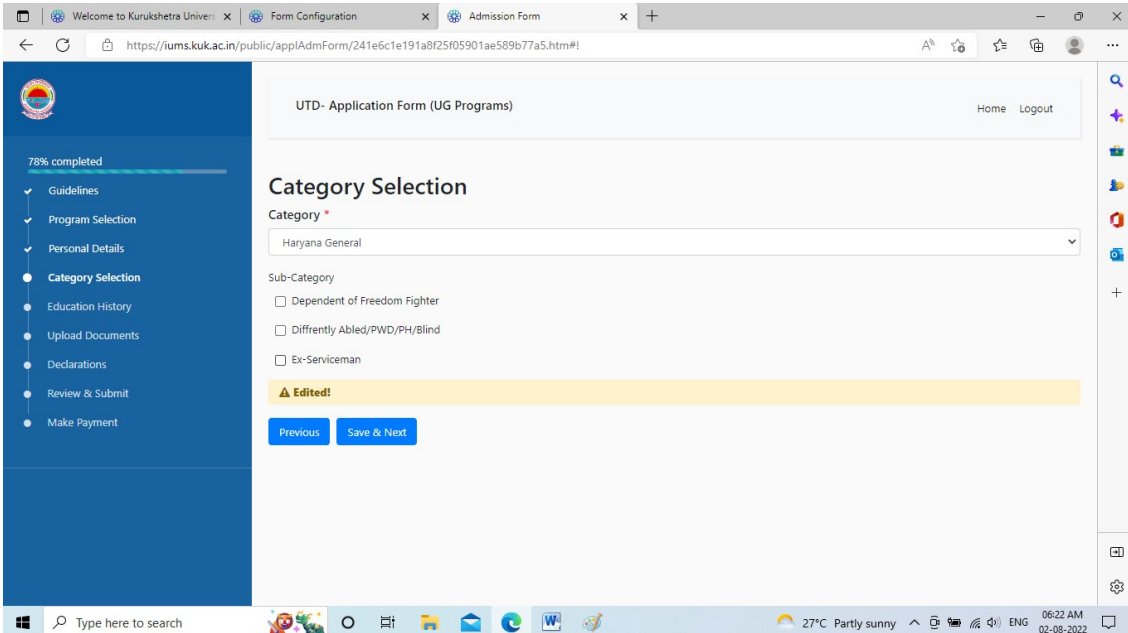
(In case of having ParivarPehchanPatra (PPP) I'd, some of personal details will automatically fill in this section)



The screenshot shows the 'UTD- Application Form (UG Programs)' interface. On the left is a blue sidebar with a progress bar at 78% completed and a list of steps: Guidelines, Program Selection, Personal Details (highlighted), Category Selection, Education History, Upload Documents, Declarations, Review & Submit, and Make Payment. The main content area is titled 'Personal Details' and contains three input fields: 'Personal Details', 'Address', and 'Weightage (As per chapter-5 of HBI-22)'. At the bottom of the form are 'Previous' and 'Next' buttons. The top right of the form has 'Home' and 'Logout' links.

Category Selection

Now select your ‘Category’ from the drop-down menu and sub-category by ticking on the check box available in front of it then click on ‘Next’ button for Education History



The screenshot shows the 'UTD- Application Form (UG Programs)' interface at the 'Category Selection' step. The left sidebar is identical to the previous screenshot, with 'Category Selection' highlighted. The main content area is titled 'Category Selection' and features a 'Category' dropdown menu with 'Haryana General' selected. Below this is a 'Sub-Category' section with three checkboxes: 'Dependent of Freedom Fighter', 'Differently Abled/PWD/PH/Blind', and 'Ex-Serviceman'. A yellow banner with a warning icon and the text 'Edited!' is displayed. At the bottom are 'Previous' and 'Save & Next' buttons. The top right of the form has 'Home' and 'Logout' links. The browser window shows the URL 'https://ums.kuk.ac.in/public/applAdmForm/241e6c1e191a8f25f05901ae589b77a5.htm#!' and the Windows taskbar at the bottom shows the date and time as 06:22 AM on 02-08-2022.

Education History

Now click on the '+Add Details' button and enter your qualification details by selecting from the dropdown menu. Click on '+Add Details' button if you enter more qualification details. After entering of all the qualification details, click on 'Save and Next' button to Upload Documents.
(at the time of filling of application form, to edit/delete any qualification, you can click edit/delete button)

The screenshot shows the 'Education History' section of the UTD Application Form. On the left, a sidebar lists the application steps: Guidelines, Program Selection, Personal Details, Category Selection, Education History (selected), Upload Documents, Declarations, Review & Submit, and Make Payment. A progress bar indicates 78% completion. The main content area is titled 'Education History' and includes the instruction 'Please provide all post-secondary school qualifications'. It displays two details: 'Detail - 1' for a '10th/Secondary School Certificate' and 'Detail - 2' for a '12th/Higher Secondary Certificate'. Each detail has 'Delete' and 'Edit' buttons. Below these is a '+ Add Details' button. A yellow banner with a warning icon and the text 'Edited!' is visible. At the bottom are 'Previous' and 'Save & Next' buttons.


Upload Documents

Now Upload the documents which are visible on screen for Example “Haryana Domicile Certificate”, “DMC/Certificate”, “Category Certificate” “Weightage Certificate” “Supernumerary Seats Certificate” and “Migration certificate” in PDF format

The screenshot shows the 'Upload Documents' section of the UTD Application Form. The sidebar on the left is identical to the previous section, with 'Upload Documents' now selected. The main content area is titled 'Upload Documents' and includes a 'Signature *' field with instructions: 'Allowed only files with extensions (.png, .jpg, .pdf)' and 'Only 1 file is allowed with 300 KB.' Below this is a 'Select file' button. The next section is for '10th / Xth / Matric Marksheet / DMC *' with similar instructions and a 'Select file' button. The final section is for '12th / XIIth Marksheet / DMC *' with the same instructions and a 'Select file' button.

Declaration

Now Give Declaration by ticking on the box “I have read, understood and agree to all the above statements’ and click Next



78% completed

- ✓ Guidelines
- ✓ Program Selection
- ✓ Personal Details
- ✓ Category Selection
- ✓ Education History
- ✓ Upload Documents
- **Declarations**
- Review & Submit
- Make Payment

UTD- Application Form (UG Programs)

Home Logout

Declarations

1. I, System Applicant, hereby declare that the entries made by me in the Application Form are complete and true to the best of my knowledge, belief and information.
2. I hereby undertake to present the original documents for verification immediately upon demand by the concerned authorities of the Kurukshetra University.
3. I hereby promise to abide by the rules and regulations concerning admission, attendance, discipline etc. of Kurukshetra University. I acknowledge that Kurukshetra University has the authority for taking punitive actions against me for violation or non-compliance of the same.
4. I hereby declare that I will never participate in any activity which has a tendency to disturb the peace and tranquility of academic environment of the Kurukshetra University campus and/or its Hostel premises.
5. I hereby declare that I will not indulge in nor tolerate ragging in any form, even in words or intentions.
6. I hereby permit the Kurukshetra University to use, display or transfer any of the details furnished by me in this form for complying with the admission formalities.
7. I further declare that if any of the above statements are found to be incorrect or false or any information or particulars have been suppressed or omitted, I am liable to be disqualified and my admission may be cancelled.
8. I further undertake that I shall not charge back any payment, once my form is submitted & acknowledgement is received.

☒ I have read, understood and agree to all the above statements. *

Selected!

PreviousNext


Review & Submit

Now check your complete form filled by you by scrolling it and if all is ok then click on the next button to submit the same.

78% completed


- ✓ Guidelines
- ✓ Program Selection
- ✓ Personal Details
- ✓ Category Selection
- ✓ Education History
- ✓ Upload Documents
- ✓ Declarations
- **Review & Submit**
- Make Payment

Review & Submit



Kurukshetra University, Kurukshetra

(‘A+’ Grade, NAAC Accredited, Category-I University)
(Established by the Legislature Act XII of 1956) (‘A+’ Grade, NAAC Accredited)
Kurukshetra, Haryana-136119




UTD- Application Form (UG Programs)

Program Selection

- B.A.(Mass Communication)

Personal Details

First Name



PreviousNext

MAKE PAYMENT

Check your name and payment detail and select the “online payment” by clicking on it and then click on submit

UTD- Application Form (UG Programs) Home Logout

Make Payment

IMPORTANT NOTE :

1. Please **do not** press the browser **back button** while going for the payment.

Application ID :	441f7f4547683e6a7738fa64f0ccea4
Applicant Name :	System Applicant
Applicant E-mail :	system.applicant@juno.org.in
Application Payable Amount :	₹ 200

☐ Online Payment **click the button online payment**

Previous Submit

Once submitted, you can not be able to modified/update the application form. Click ok if you want to continue or click cancel if you want to edit.

UTD- Ap

Once submitted, you can not be able to Modified/update the application form. Do you want to continue?

Cancel OK

Make P

IMPORTANT NOTE :

1. Please **do not** press the browser **back button** while going for the payment.

Application ID :	441f7f4547683e6a7738fa64f0ccea4
Applicant Name :	System Applicant
Applicant E-mail :	system.applicant@juno.org.in
Application Payable Amount :	₹ 200

☒ Online Payment

Previous Submit

Now pay the application fee through online mode. Online application fee/admission fee for admissions to various programmes shall be deposited by the candidates through all online modes (except debit card/credit card) like Net banking/UPI/RTGS-NEFT/CSC (Common Services Centre) Wallet by using online payment gate way during filling of application forms and at the time of admission. Online application fee once paid shall not be refunded (full or partial) under any circumstances. The candidates are required to check the status of fee payment at KurukshetraUniversity website and if the status is “OK”, the candidate will be able to take the printout of Confirmation Page. In case, the fee payment status is not “OK”, it means that transaction is cancelled and the amount will be refunded as per University Rules after completion of admission process. The Application Processing Fee of a programme has been fixed of Rs. 800/- (Rs. 200/- for

SC/BC/Differently Abled candidates of Haryana only). If a student applies for more than one programme, he/she will have to deposit fee of Rs. 300/- (Rs.75/- for SC/BC/Differently Abled candidates of Haryana only) for each programme separately.

✓ Guidelines

✓ Program Selection

✓ Personal Details

✓ Category Selection

✓ Education History

✓ Upload Documents

✓ Declarations

✓ Review & Submit

● Make Payment


Make Payment

This form has already been processed. You cannot modify a form!

IMPORTANT NOTE :


1. Please **do not** press the browser **back button** while going for the payment.

Application ID :	441f7f4547683e6a7738fa64f0ccea4
Applicant Name :	System Applicant
Applicant E-mail :	system.applicant@juno.org.in
Application Payable Amount :	₹ 200
<input checked="" type="radio"/> Online Payment	




Proceed to Online Payment

If the payment made by you is not successful and the amount has been deducted from your account then wait for atleast 3-4 hours to making another payment.



Proceed to Online Payment



Proceed to Online Payment

If the payment made by you is not successful and the amount has been deducted from your account then wait for atleast 3-4 hours to making another payment.

Take a printout of the filled application form for further uses