

# Scholarship Module

Steps to apply for Scholarship from student Login.

1. Login into IUMS using your credentials.
2. Click on the Scholarship Menu then Scholarship Form.

The screenshot shows the IUMS student dashboard. The top navigation bar includes a dropdown menu for 'Scholarship' which is highlighted with a red box. Below the navigation bar, the dashboard is divided into several sections: 'My Courses' (listing 'MS-20-12 - Advanced Database Systems' and 'MS-20-13 - Linux and Shell Programming'), 'Course Evaluation' (with a table showing attendance and outcome evaluation for courses MS-20-12, MS-20-13, and MS-20-11), 'Timetable' (showing 'Data Not Available!'), 'My Alerts', 'My Favorite Apps' (including Syllabus, Calendar, Time Table, and Leave Details), and 'Bulletin Board' (with a 'New Post' titled 'IMPORTANTA NOTICE').

3. Click on the Scholarship Form

The screenshot shows the 'SCHOLARSHIP FORM' page. The top navigation bar includes a dropdown menu for 'Scholarship' which is highlighted with a red box. Below the navigation bar, the page title is 'SCHOLARSHIP » SCHOLARSHIP FORM'. The page contains a table with the following columns: 'Sr. No.', 'Form Name', 'Course Name', 'Status', and 'Action'. The table is currently empty, with the text 'Data not Found...' displayed below it. The 'Action' column header is highlighted with a red box.

4. Choose Scholarship/Stipend from the given list or student can choose multiple Scholarships from the list, Fill the form with all other required details

[Raise RTI](#)
[Institute](#)
[Personal](#)
[Exam](#)
[Facilities](#)
[Offer Acceptance \(Certificate Course\)](#)
[Communication](#)
[NOC Certificate Application](#)
[Scholarship](#)

RITU DEVI  
Student

---

SCHOLARSHIP > SCHOLARSHIP FORM
OCT 25, 2023 10:49:47 AM

[Back to Applied Forms](#)

Personal Detail

Document

Qualifications

Personal Details

<b>Name of the Scholarship/Stipend applied for:*</b> <input checked="" type="checkbox"/> General Stipend <input checked="" type="checkbox"/> P.G Stipend <input checked="" type="checkbox"/> Dr. Kamlesh Scholarship	
<input checked="" type="checkbox"/> Award of Dr. Radha Krishan Foundation Fund & Other Scholarships. <input checked="" type="checkbox"/> Dr. Brahm Nath Datta Scholarship. <input checked="" type="checkbox"/> Ms. Urmil Khanna Scholarship	
<b>Name of the Applicant:</b>	RITU DEVI
<b>Email ID:</b>	dalbirsinghbhukkal@gmail.com
<b>Father Name:</b>	DALBIR SINGH
<b>Course Name:</b>	M.Sc. (Computer Science Software)
<b>Name of the Deptt./Instt.:</b>	University Teaching Departments
<b>Gender:</b>	Female
<b>Occupation of Father/Guardian: *</b>	abc
<b>Name of scholarship/stipend/financial-aid/Fee Concession availing from any source presently, if any.: *</b>	No
<b>The applicant must give annual total income of the family from all sources in the application form. The annual total income should include income/Gross salary of the Parent/Guardians. The applicant should submit an Income Certificate from the Employer in case of Employee, and in other cases in the form of an Affidavit duly attested by the 1st Class Magistrate must be attached with the application form.: *</b>	5454


<b>Name of Account Holder (Self): *</b>	abc
<b>Bank Account Number linked with Aaddhar No.:</b>	45789457845

<b>Name of Bank with branch address: *</b>	abc
<b>IFSC Code: *</b>	snib00724

[Save & Next](#)

Support
Powered by JUNO Campus

- After filling personal details click on save & next further you will moved to upload Document Section.


RITU DEVI Student

[Raise RTI](#)
[Institute](#)
[Personal](#)
[Exam](#)
[Facilities](#)
[Offer Acceptance \(Certificate Course\)](#)
[Communication](#)
[NOC Certificate Application](#)
[Scholarship](#)

---

SCHOLARSHIP > SCHOLARSHIP FORM OCT 25, 2023 10:50:47 AM

[Back to Applied Forms](#)

[Personal Detail](#)
[Document](#)
[Qualifications](#)

Document Details

**BPL Document**  
 Allowed only files with extensions (.pdf)  
 Only 1 file is allowed with 500 KB.

[Select file](#)

**Latest Income Certificate**  
 Allowed only files with extensions (.pdf)  
 Only 1 file is allowed with 500 KB.

[Select file](#)

**Bank Passbook**  
 Allowed only files with extensions (.pdf)  
 Only 1 file is allowed with 500 KB.

[Select file](#)

**Caste certificate**  
 Allowed only files with extensions (.pdf)  
 Only 1 file is allowed with 500 KB.

[Select file](#)

**Disabled Document**  
 Allowed only files with extensions (.pdf)  
 Only 1 file is allowed with 500 KB.

[Select file](#)

**Photo**  
 Allowed only files with extensions (.pdf, .jpg)

[Select file](#)

**Signature**  
 Allowed only files with extensions (.pdf, .jpg)


[Select file](#)

[Back](#) [Save & Next](#)

Support

Powered by JUNO Campus

6. After uploading all the Supportive Document Click on save & next button
7. Add qualification details by clicking on add Qualification.


RITU DEVI Student

[Raise RTI](#)
[Institute](#)
[Personal](#)
[Exam](#)
[Facilities](#)
[Offer Acceptance \(Certificate Course\)](#)
[Communication](#)
[NOC Certificate Application](#)
[Scholarship](#)

---

SCHOLARSHIP > SCHOLARSHIP FORM OCT 25, 2023 10:54:34 AM

[Back to Applied Forms](#)

[Personal Detail](#)
[Document](#)
[Qualifications](#)

Qualification Details

Sr. No.	Examination	Name of the Board/University	Year of Passing	Obtained marks	Total Marks	Percentage	Document
Data not Found...							

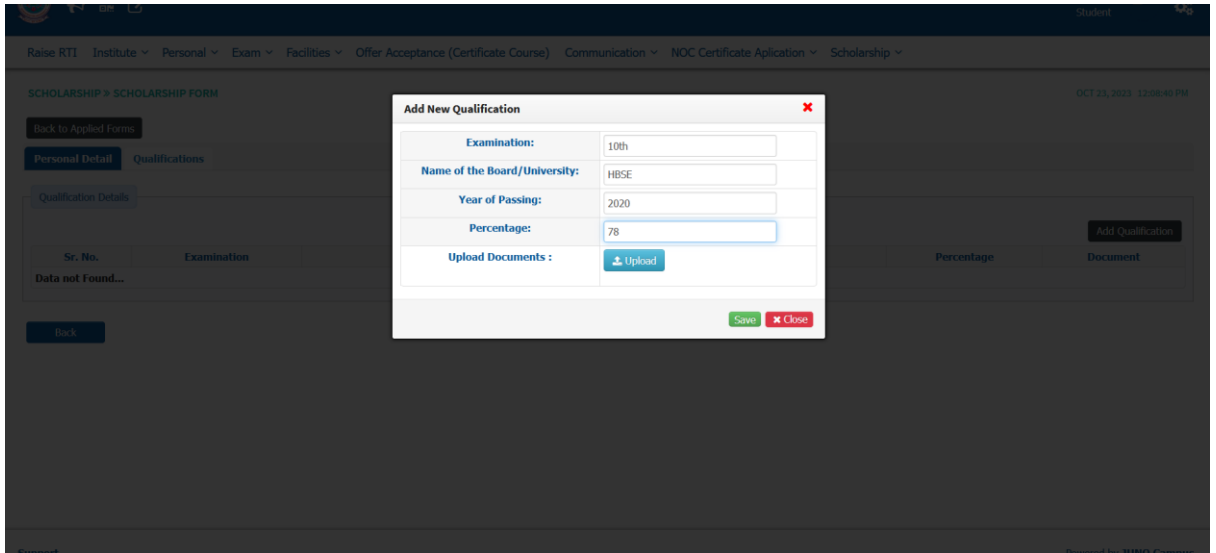
[Add Qualification](#)

[Back](#) [Submit & Freeze](#)

Support

Powered by JUNO Campus

8. Add qualification history & upload supportive Document then click on save.



Student has successfully applied for the Scholarship.